

MEGA-EARTHQUAKE PATTERN: A 188 Day-Interval

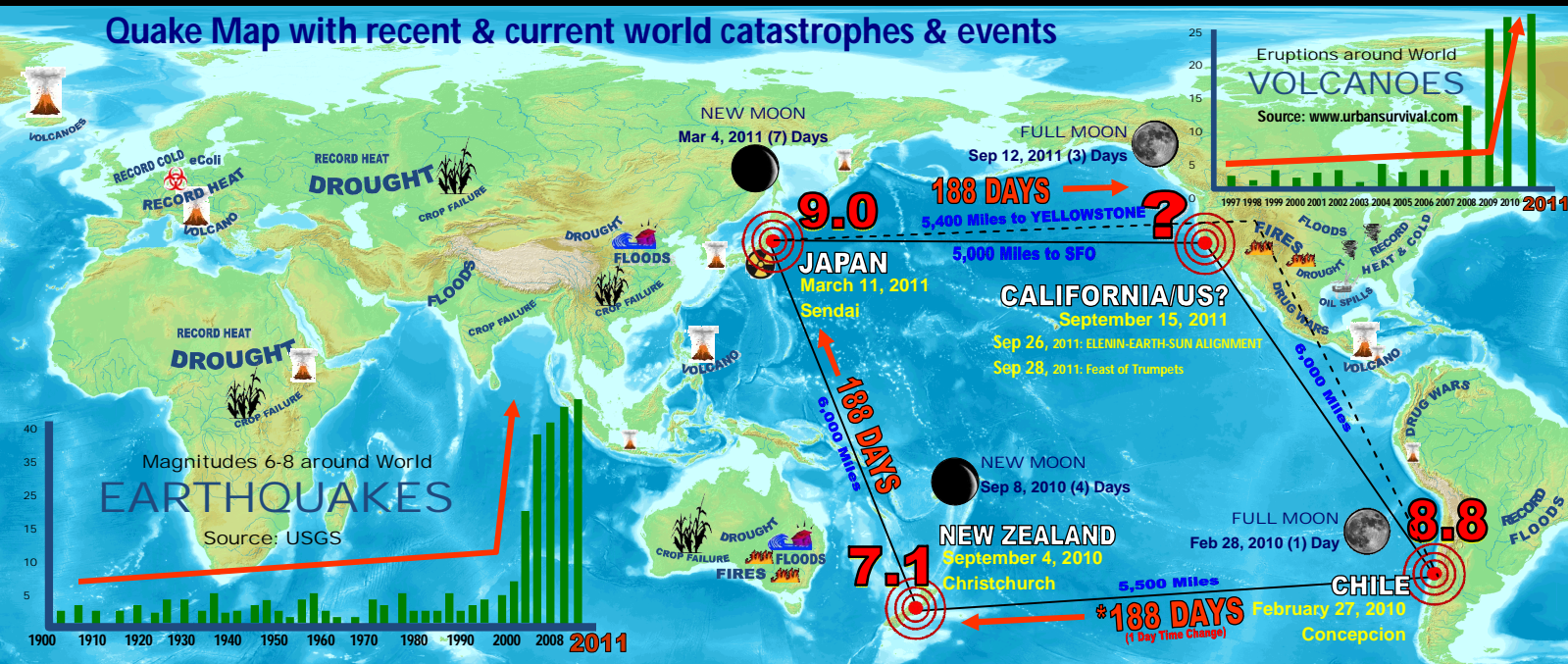
Between the last 3 Major Earthquakes corresponding to Alignment of the ELENIN—EARTH—SUN

Credit to "Scott" from www.raptureintheairnow.com Rapture Forum

Neil Cavuto interview on Fox News video: www.youtube.com/watch?v=xQXDt4VdSOE&feature=youtu.be



There seems to be a correlation between the Mega-Earthquakes & the alignment of ELENIN/Blue Star. If you start with the Conception Chile earthquake of Feb 27, 2010 & add 188 days, (end-date excluded) & you subsequently get the Christchurch & Sendai earthquake dates. The distances are within 500 miles of each other. Interestingly, either a New or Full Moon are within Days of each event also. Will this pattern predict a California Earthquake in mid September? New fault-lines have been discovered in the Bay & Tahoe areas.



SOME MORE FACTS ABOUT ELENIN:



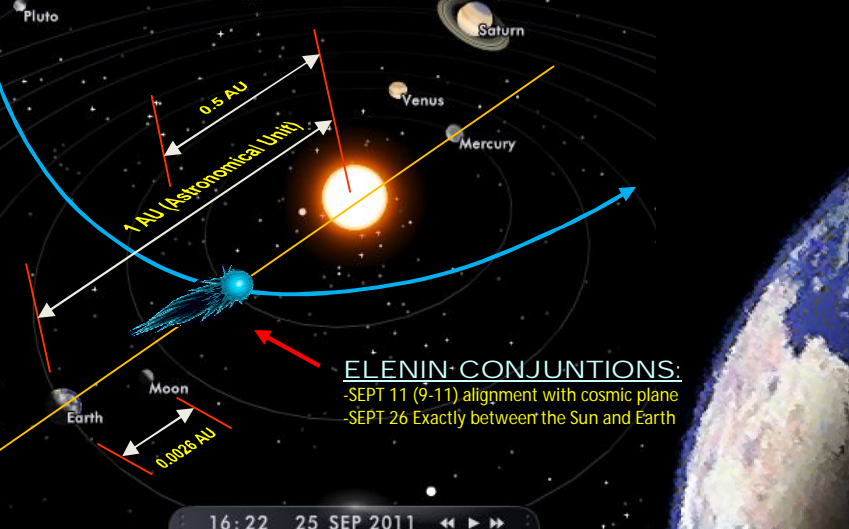
ELENIN has attributes of a "Comet" -it may not be one but could be a "Blue Star" or something else all together; a prelude to the "Red Star" Planet x/Nibiru to come later. On **September 26, 2011** it will be between Earth & the Sun -making it possible for ELENIN to be seen with the naked eye. Because of its size, it may possibly block out the sun with its hazy trail of debris for 3 days.

It started to accelerate & approach Earth around July 6-7, 2011. The 'star' reaches Earth's orbit around August then on towards Venus and then Mercury around September 2011. This could become the visible '2nd Sun' because it is estimated that the Blue Star/Elenin's coma has expanded to the size of Jupiter!

Additionally, the electromagnetic influence of the Sun on earth could be "interrupted" at this time; a possible 'pole shift' could happen or a "wobble".

In November 2011-the Earth would likely be in direct impact from the debris trail of ELENIN-which may causes meteors of Ice and Fire to fall to the earth. Most notably also, **Comet YU55** which is trailing ELENIN will be .002 AUs from Earth which could be a near miss-or direct hit on Earth with space debris or meteor showers!

ALIGNMENTS	DATE	NOTE
ELENIN - Mercury - Mars - Earth	Sept 06 2011	
Mercury - Sun - ELENIN	Sept 26 2011	Sept 28-29 Rosh HaShana
Sun - ELENIN - Jupiter	Oct 11 2011	ELENIN 0.246au from Earth; a quarter of the distance to the sun
	Oct 17 2011	ELENIN closet to earth 0.232au
	Oct 20 2011	ELENIN will enter Earth orbit -may experience gravitational pull
	Nov 02 2011	Earth enters ELENIN tail -path
Venus - Earth- ELENIN - Mercury	Nov 11 2011	
Sun - Mercury - Earth - ELENIN	Dec 04 2011	
Mars - ELENIN - Jupiter	Dec 25 2011	
ELENIN - Earth - Sun	Dec 21 2012	Center Galactic Plane



"PLANET OF THE CROSSING"- NOT ELENIN

Planet X is the RED 'Winged-Sun Disk' that ancient cultures worshiped & from which the 'god's' promised to return. Research Hopi Prophecy of the Blue & Red Kachinas at the end of days.

PLANETS NOT TO SCALE

© Graphics & composition by Luis B. Vega

vegapost@hotmail.com

www.sonoma.edu/users/v/vegalu/eschatology